



U.S. DEPARTMENT OF EDUCATION

Education Stabilization Fund

ESF / ESF Reporting / HEER - 072063316 - Year Two - Page 19 - Review

HEER

Recipient Reporting Data Collection - Year Two

Submitted

Submitted: nealj@uindy.edu - 5/6/2022, 1:09:22 PM

Page 19 - Review

General Information

Institutions must provide complete answers to each question. However, for the second annual report covering January 1, 2021-December 31, 2021, institutions have the option of taking more time to submit answers to questions marked with a clock symbol 🕒. Institutions can submit answers to questions marked with a clock symbol 🕒 in early 2022 as part of the second annual report (in alignment with the table above) OR in early 2023 as part of the third annual reporting process. Starting with the third annual report, institutions must provide answers to all questions including those marked with a clock symbol 🕒 per the reporting schedule in the table above.

1) Institutional Identifiers and Contact Information:

a) Institution Name DUNS # UEI (SAM)
UNIVERSITY OF INDIANAPOLIS 072063316

b) Identify the applicable OPEID(s) for this annual report:

OPEID
00180400

c) Identify the applicable IPEDS unitid(s) for this annual report:

Unitid
151263

d) For this annual report, please report on these HEERF grant PR/Award Numbers:

PR/Award Number (Program) / Award Amount
P425E202192 (Student Aid) / \$11,822,721

PR/Award Number (Program) / Award Amount
P425F201944 (Institutional Portion) / \$14,739,506

- 2) Did you expend all of your HEERF I, II, & III funds available prior to the end of the reporting period, making this your final annual report?

Yes

No

Institutions that expended all of their HEERF funds in calendar year 2021 may need to finalize their calendar year 2021 reporting in early 2023 if they choose to delay reporting on the questions labeled with a clock symbol ⌚ until the early 2023 reporting timeframe.

Websites

- 3) Reporting on institution websites:

- a) HEERF quarterly reporting webpage URL:

Quarterly Reporting URL

<https://uindy.edu/campus-life/cares-act>

- b) Student Portion Reporting: Provide all active website URLs posted by your campus, or by the institution on behalf of your campus(es), as required by the public posting requirement from the May 13, 2021 notice in the Federal Register for the student portion including any active URLs that provide archived information.

Student Portion URL

<https://uindy.edu/campus-life/cares-act>

See <https://www.federalregister.gov/d/2021-10196>.

- c) Institutional Portion, (a)(1), (a)(2), and (a)(3) reporting: Provide all active website URLs posted by your campus, or by the institution on behalf of your campus(es), as required by the Quarterly Public Reporting Form for (HEERF I, II, III) (a)(1), (a)(2), and (a)(3) Institutional Portion including any active URLs that provide archived information.

Institutional Portion URL

<https://uindy.edu/campus-life/cares-act>

See <https://www2.ed.gov/about/offices/list/oep/heerfreporting.html>.

How Aid Helped

- 4) How has HEERF helped your institution and your students?

- a) HEERF enabled my institution to continue offering planned programs (i.e.,

programs of study listed in our course catalog) that were at risk of discontinuation due to pandemic-related factors

Strongly disagree	Disagree	Neutral	Agree	Strongly agree	N/A	Unable to Determine
-------------------	----------	---------	-------	----------------	-----	---------------------

- b) HEERF enabled my institution to keep student net prices similar to pre-pandemic levels

Strongly disagree	Disagree	Neutral	Agree	Strongly agree	N/A	Unable to Determine
-------------------	----------	---------	-------	----------------	-----	---------------------

Net price refers to costs covered by students and their families and is calculated by adding tuition, fees, books, supplies, and living costs and subtracting grant and/or scholarship aid (e.g., Pell grants, school-based grants, merit scholarships)

- c) HEERF enabled my institution to keep students enrolled by providing them with electronic devices and Internet access

Strongly disagree	Disagree	Neutral	Agree	Strongly agree	N/A	Unable to Determine
-------------------	----------	---------	-------	----------------	-----	---------------------

- d) HEERF enabled my institution to keep students enrolled who were at risk of dropping out due to pandemic-related factors by providing direct financial support to students

Strongly disagree	Disagree	Neutral	Agree	Strongly agree	N/A	Unable to Determine
-------------------	----------	---------	-------	----------------	-----	---------------------

- e) HEERF enabled my institution to keep faculty, staff, employees, and contractors at full salary levels who were at risk of unemployment due to pandemic-related factors

Strongly disagree	Disagree	Neutral	Agree	Strongly agree	N/A	Unable to Determine
-------------------	----------	---------	-------	----------------	-----	---------------------

- f) HEERF enabled my institution to purchase COVID tests, health screening, and the healthcare needed to help students and faculty

Strongly disagree	Disagree	Neutral	Agree	Strongly agree	N/A	Unable to Determine
-------------------	----------	---------	-------	----------------	-----	---------------------

Aid Determination



- 5) How did your institution determine which students received emergency

data that did not come from a HEERF-specific application form) in determining the amount of funds awarded to students?

Yes

No

- c) Did your institution use a specific methodology to calculate award amounts that is captured in a flowchart, set of equations, a formula, or other documentation?

Yes

No

Upload PDF/MS Word document instructions, directions, or guidance. Include screenshots of relevant websites

The grantee has uploaded 1 file(s) in response to this question.

File Name	Size	Last Modified
heerf yr2 report-question 5c documentation_050522.pdf	159.4 KB	5/5/2022, 4:12:29 PM

Aid Distribution

- 6) How did your institution distribute the emergency financial aid grants to students?

- a) Checks

Yes

No

- b) Electronic funds transfer /Direct deposit

Yes

No

- c) Debit cards

Yes

No

- d) Payment apps

Yes

No

- e) Other

Yes

No

Emergency Grants - Guidance

- 7) Did your institution provide any instructions, directions, or guidance to students (e.g., FAQs) about the emergency financial aid grants upon disbursement?

Yes

No

Upload PDF/MS Word document instructions, directions, or guidance.
Include screenshots of relevant websites

The grantee has uploaded 1 file(s) in response to this question.

File Name	Size	Last Modified
heerf yr2 report-question 7 documentation_050522.pdf	234.0 KB	5/5/2022, 4:14:44 PM

Emergency Grants - Counts, Student, and Institution Funds

- 8) What percentage of students received emergency grants and how much did students receive in emergency grants by fund type and student type?

Note: In early 2022, for the second annual report covering January 1, 2021-December 31, 2021, institutions have the option of taking more time to submit answers to questions marked with a clock symbol 🕒.

Institutions can submit answers to questions marked with a clock symbol 🕒 in early 2022 as part of the second annual report (in alignment with the reporting schedule at the beginning of this data collection form) OR in early 2023 along with reporting the third annual report

- a) Complete the following table:

When IPEDS definitions apply (categories labeled with "(IPEDS categories)" in the form), use the same category for each student that is used to report to IPEDS. For the second and third annual HEERF reports (reporting on calendar years 2021 and 2022 in early 2022 and early 2023 respectively), if a student is not reported to IPEDS, for example because they are not enrolled for credit in courses that could lead to an award, then report that student under "Students not categorized in IPEDS." In the fourth, and fifth annual HEERF reports "Students not categorized in IPEDS" will no longer be an option in the form and institutions will need to track all of their students (regardless of if they would be included in IPEDS enrollment counts) and categorize them using the IPEDS classification methodology

Emergency Financial Aid Grants Awarded to Students: Report only disbursements related to Emergency Financial Aid Grants including using those grants to satisfy outstanding accounts. Any disbursements unrelated to Emergency Financial Aid Grants should not be included in the reported expenditures

Item	Undergraduate ₆ full-time ₇ Pell grant recipients ₈	Undergraduate ₆ full-time ₇ Non- Pell grant recipients ₉	Undergraduate ₆ part-time Pell grant recipients	Undergraduat part-time Non Pell grant recipients
Number of Students How many students were enrolled? (unduplicated count for the reporting period)	Number 1,844	Number 2,607	Number 201	Number 549
Number of HEERF Student Recipients – Emergency Grants to Students (unduplicated) How many students received HEERF emergency financial aid grants? (unduplicated across all HEERF sections)	Number 796	Number 674	Number 63	Number 60

Item	Undergraduate ₆ full-time ₇ Pell grant recipients ₈	Undergraduate ₆ full-time ₇ Non- Pell grant recipients ₉	Undergraduate ₆ part-time Pell grant recipients	Undergraduat part-time No Pell grant recipients
HEERF (a)(1) Student Aid Portion Amount Disbursed What was the amount disbursed directly to students as Emergency Financial Aid Grants?	Amount \$ 1,674,370.90	Amount \$ 1,257,722.52	Amount \$ 104,165.14	Amount \$ 107,381.57

Item	Undergraduate ₆ full-time ₇ Pell grant recipients ₈	Undergraduate ₆ full-time ₇ Non- Pell grant recipients ₉	Undergraduate ₆ part-time Pell grant recipients	Undergraduate ₆ part-time No Pell grant recipients
<p>HEERF (a)(1) Student Aid Portion Amount Disbursed</p> <p>What was the amount of Emergency Financial Aid Grants applied to satisfy student's outstanding account balance upon receiving affirmative written consent from students to do so?</p> <p><i>If funds were not used for this purpose, report \$0. Include only amounts that benefited students who directly received Emergency Financial Aid Grants.</i></p>	Amount \$ 1,041,870.6	Amount \$ 796,828.74	Amount \$ 88,860.25	Amount \$ 74,611.

Item	Undergraduate ⁶ full-time ⁷ Pell grant recipients ⁸	Undergraduate ⁶ full-time ⁷ Non- Pell grant recipients ⁹	Undergraduate ⁶ part-time Pell grant recipients	Undergraduate ⁶ part-time No Pell grant recipients
HEERF (a)(1) Institutional Portion Amount Disbursed What was the amount disbursed directly to students as Emergency Financial Aid Grants?	Amount \$ 0	Amount \$ 0	Amount \$ 0	Amount \$ 0
HEERF (a)(1) Institutional Portion Amount Disbursed What was the amount of Emergency Financial Aid Grants applied to satisfy student's outstanding account balances? <i>If funds were not used for this purpose, report \$0. Include only amounts that benefited students who directly received Emergency Financial Aid Grants.</i>	Amount \$ 0	Amount \$ 0	Amount \$ 0	Amount \$ 0

⁶For students in both undergraduate and graduate categories, classify as a graduate student.

⁷For students who had multiple enrollment intensities, classify as full-time.

⁸Designate the student as a Pell grant recipient if the student was a Pell grant recipient at any time within the applicable reporting period.


⁹Includes non-FAFSA filers.


Emergency Grants - (a)(2), (a)(3), and (a)(4) Funds

Your institution did not receive an award from these programs.

Emergency Grants - Min/Max, Calculated Totals, and Averages

- 8) What percentage of students received emergency grants and how much did students receive in emergency grants by fund type and student type?

Note: In early 2022, for the second annual report covering January 1, 2021-December 31, 2021, institutions have the option of taking more time to submit answers to questions marked with a clock symbol .

Institutions can submit answers to questions marked with a clock symbol  in early 2022 as part of the second annual report (in alignment with the reporting schedule at the beginning of this data collection form) OR in early 2023 along with reporting the third annual report

- a) Complete the following table:

When IPEDS definitions apply (categories labeled with "(IPEDS categories)" in the form), use the same category for each student that is used to report to IPEDS. For the second and third annual HEERF reports (reporting on calendar years 2021 and 2022 in early 2022 and early 2023 respectively), if a student is not reported to IPEDS, for example because they are not enrolled for credit in courses that could lead to an award, then report that student under "Students not categorized in IPEDS." In the third, fourth, and fifth annual HEERF reports "Students not categorized in IPEDS" will no longer be an option in the form and institutions will need to track all of their students (regardless of if they would be included in IPEDS enrollment counts) and categorize them using the IPEDS classification methodology

Emergency Financial Aid Grants Awarded to Students: Report only disbursements related to Emergency Financial Aid Grants including using those grants to satisfy outstanding accounts. Any disbursements unrelated to Emergency Financial Aid Grants should not be included in the reported expenditures

Item	Undergraduate ₆ full-time ₇ Pell grant recipients ₈	Undergraduate ₆ full-time ₇ Non- Pell grant recipients ₉	Undergraduate ₆ part-time Pell grant recipients	Undergraduate ₆ part-time Non- Pell grant recipients
------	---	--	--	--

Item	Undergraduate ₆ full-time ₇ Pell grant recipients ₈	Undergraduate ₆ full-time ₇ Non- Pell grant recipients ₉	Undergraduate ₆ part-time Pell grant recipients	Undergraduate ₆ part-time Non- Pell grant recipients
Minimum and maximum award Minimum (non-zero amount) combined (combined across HEERF funds) amount awarded to any one student who received any HEERF funds.	Amount \$ 436	Amount \$ 68	Amount \$ 405	Amount \$ 500

Item	Undergraduate ₆ full-time ₇ Pell grant recipients ₈	Undergraduate ₆ full-time ₇ Non- Pell grant recipients ₉	Undergraduate ₆ part-time Pell grant recipients	Undergraduate ₆ part-time Non- Pell grant recipients
Minimum and maximum award Maximum combined (combined across HEERF funds) amount awarded to any one student who received any HEERF funds.	Amount \$ 24,371	Amount \$ 25,756	Amount \$ 12,154	Amount \$ 11,651
HEERF Amount of Grants Disbursed What was the amount of grants disbursed to students through all HEERF funds?	Amount \$2,716,241.50	Amount \$2,054,551.26	Amount \$193,025.39	Amount \$181,992.57

Item	Undergraduate ⁶ full-time ⁷ Pell grant recipients ⁸	Undergraduate ⁶ full-time ⁷ Non- Pell grant recipients ⁹	Undergraduate ⁶ part-time Pell grant recipients	Undergraduate ⁶ part-time Non- Pell grant recipients
Average HEERF Amount Awarded Among students who received HEERF emergency financial aid grants, what was the average award amount per student?	Amount \$3,412.36	Amount \$3,048.30	Amount \$3,063.90	Amount \$3,033.21

⁶For students in both undergraduate and graduate categories, classify as a graduate student.

⁷For students who had multiple enrollment intensities, classify as full-time.


⁸Designate the student as a Pell grant recipient if the student was a Pell grant recipient at any time within the applicable reporting period.

⁹Includes non-FAFSA filers.

Emergency Grants - Title IV

8) What percentage of students received emergency grants and how much did students receive in emergency grants by fund type and student type?


Note: In early 2022, for the second annual report covering January 1, 2021-December 31, 2021, institutions have the option of taking more time to submit answers to questions marked with a clock symbol 🕒. Institutions can submit answers to questions marked with a clock symbol 🕒 in early 2022 as part of the second annual report (in alignment with the reporting schedule at the beginning of this data collection form) OR in early 2023 along with reporting the third annual report

- b)  Among the students enrolled in your institution, how many were NOT Title IV eligible throughout their enrollment during the reporting period?

Enrolled Students Not Eligible


1,662

Based on the Department's Final Regulations issued on May 14, 2021 (86 FR 26608, available at <https://www.federalregister.gov/d/2021-10190>), students are not required to be eligible for Title IV student financial aid in order to receive HEERF emergency financial aid grants. Title IV eligibility for this question is based on the number of students for whom the institution has received an Institutional Student Information Record (ISIR) plus the number of students who completed any alternative form developed by the institution. In reporting these data, students should be classified as Title IV eligible if they were determined to be Title IV eligible at any point during the reporting period.

- i)  The percentage of students enrolled in your institution who were NOT Title IV eligible throughout their enrollment during the reporting period is


Percentage of Enrolled Students Not Eligible

23.70%

- c)  Among students who received emergency financial aid grants, how many were NOT Title IV eligible throughout their enrollment during the reporting period?

Students Not Eligible Who Received Grants

92

- i)  The percentage of students who received emergency financial aid grants who were not Title IV eligible throughout their enrollment during the reporting period is

Percentage of Students Not Eligible Who Received Grants

4.60%



Race/Ethnicity (IPEDS categories)	Enrolled student count (unduplicated)	Number of students who received at least one Emergency Financial Aid Grant (unduplicated)	What was the total amount of Emergency Financial Aid Grants disbursed to students through all HEERF funds?	Average HEERF Amount Awarded
American Indian or Alaska Native	Count 7	Number 0	Amount \$	Amount
Asian	Count 237	Number 78	Amount \$	Amount
Black or African American	Count 812	Number 373	Amount \$	Amount
Hispanic/Latino	Count 573	Number 186	Amount \$	Amount
Native Hawaiian or Other Pacific Islander	Count 8	Number 5	Amount \$	Amount
White	Count 4,518	Number 1,172	Amount \$	Amount
Two or more races	Count 222	Number 79	Amount \$	Amount
Race/ethnicity unknown	Count 793	Number 115	Amount \$	Amount
Nonresident alien	Count	Number	Amount \$	Amount

Students not
categorized in
IPEDS

Count

Number

Amount
\$

Amount


Emergency Grants – Gender and Age ^

- 8) What percentage of students received emergency grants and how much did students receive in emergency grants by fund type and student type?

Note: In early 2022, for the second annual report covering January 1, 2021-December 31, 2021, institutions have the option of taking more time to submit answers to questions marked with a clock symbol 🕒. Institutions can submit answers to questions marked with a clock symbol 🕒 in early 2022 as part of the second annual report (in alignment with the reporting schedule at the beginning of this data collection form) OR in early 2023 along with reporting the third annual report

- e) 🕒 What number of students were enrolled, what number received emergency grants, and how much grant aid did the students receive by IPEDS gender categories?

Gender/Age (IPEDS categories)	Enrolled student count (unduplicated)	Number of students who received at least one Emergency Financial Aid Grant (unduplicated)	What was the total amount of grants disbursed to students through all HEERF funds?	Average HEERF Amount Awarded
Men	Count	Number	Amount \$	Amount
Women	Count	Number	Amount \$	Amount
Students not categorized in IPEDS	Count	Number	Amount \$	Amount

- f)  What number of students were enrolled, what number received emergency grants and how much grant aid did the students receive by IPEDS age categories?

Institutions should follow IPEDS Fall enrollment guidelines (<https://nces.ed.gov/ipeds/use-the-data/survey-components/8/fall-enrollment>) for when to capture a student's age. For example, institutions operating on a traditional academic year calendar (semester, trimester, quarter, or 4-1-4) report Fall enrollment as of the institution's official fall reporting date or October 15. Institutions operating on a calendar that differs by program or that enrolls students on a continuous basis (referred to as program reporters) report Fall enrollment as students enrolled any time during the period August 1 and October 31.

Ages 25 and older	Count	Number	Amount \$	Amount
Ages 24 and younger	Count	Number	Amount \$	Amount
Age not available in administrative records (e.g., IPEDS, FAFSA, etc.)	Count	Number	Amount \$	Amount

Institutional Expenditures

9) Institutional expenditures

- a) Has your institution designated HEERF program funds for a specific purpose or budget objective in future calendar years (for example, operation and maintenance of plant, academic programs, residential programs, future institutional aid)?

☐ Yes

☐ No

- 1) If no, are HEERF program funds being reserved for use as needed?

☐ Yes

☐ No

- i) If no HEERF program funds are being reserved, please explain your institution's approach:

Institutional HEERF program funds have been used for two (2) primary purposes. One for the costs associated with managing and preventing the spread of COVID on campus. The one use has been for loss of revenue

- b) Provide the total amount of HEERF funds expended during the reporting period on each of the following categories:

Providing additional Emergency Financial Aid Grants to students.

Amount in (a)(1) institutional d...	Amount in (a)(2) dollars, if appli...	Amount in (a)(3) dollars, if appli...
\$0.00	\$0.00	\$0.00

Explanatory Notes

Using Emergency Financial Aid Grants to cover student outstanding account balances for costs such as debt forgiveness, room, board, tuition, or fees.

Amount in (a)(1) institutional d...	Amount in (a)(2) dollars, if appli...	Amount in (a)(3) dollars, if appli...
\$0.00	\$0.00	\$0.00

Explanatory Notes

Indirect cost recovery/facilities and administrative costs charged on the grants.

Amount in (a)(1) institutional d...	Amount in (a)(2) dollars, if appli...	Amount in (a)(3) dollars, if appli...
\$ 0	\$ 0	\$ 0

Explanatory Notes
N/A

Covering the cost of providing additional technology hardware to students, such as laptops or tablets, or covering the added cost of technology fees.

Amount in (a)(1) institutional d...	Amount in (a)(2) dollars, if appli...	Amount in (a)(3) dollars, if appli...
\$ 3,350.52	\$ 0	\$ 0

Explanatory Notes

Extended internet connectivity services to unserved areas of campus to allow for social distancing and other public health measures to prevent COVID.

Providing or subsidizing the costs of high-speed internet to students or faculty to transition to an online environment.

Amount in (a)(1) institutional d...
\$ 0

Amount in (a)(2) dollars, if appli...
\$ 0

Amount in (a)(3) dollars, if appli...
\$ 0

Explanatory Notes

N/A

Subsidizing off-campus housing costs due to dormitory closures or decisions to limit housing to one student per room; subsidizing housing costs to reduce housing density; paying for hotels or other off-campus housing for students who need to be isolated; paying travel expenses for students who need to leave campus early due to coronavirus infections or campus interruptions.

Amount in (a)(1) institutional d...
\$ 780,697.30

Amount in (a)(2) dollars, if appli...
\$ 0

Amount in (a)(3) dollars, if appli...
\$ 0

Explanatory Notes

Costs of overnight accommodates at nearby hotel to provide isolation and quarantine for students who tested positive for COVID, or those showing symptoms of COVID who could not be housed on campus.

Subsidizing food service to reduce density in eating facilities, to provide pre-packaged meals, or to add hours to food service operations to accommodate social distancing.

Amount in (a)(1) institutional d...
\$ 0

Amount in (a)(2) dollars, if appli...
\$ 0

Amount in (a)(3) dollars, if appli...
\$ 0

Explanatory Notes

N/A

Costs related to operating additional class sections to enable social distancing, such as those for hiring more instructors and increasing campus hours of operations.

Amount in (a)(1) institutional d...
\$ 26,114.5

Amount in (a)(2) dollars, if appli...
\$ 0

Amount in (a)(3) dollars, if appli...
\$ 0

Explanatory Notes

Costs to move and store various academic and housing furniture items to allow for social distancing while learning and living on campus.

Campus safety and operations.

Including costs or expenses related to the disinfecting and cleaning of dorms and other campus facilities, purchases of personal protective equipment (PPE), purchases of cleaning supplies, adding personnel to increase the frequency of cleaning, the reconfiguration of facilities to promote social distancing, etc.

Amount in (a)(1) institutional d...	Amount in (a)(2) dollars, if appli...	Amount in (a)(3) dollars, if appli...
\$ 929,870.59	\$ 0	\$ 0

Explanatory Notes

COVID contract tracing plus testing kits. Additional cleaning services & sanitization supplies. PPE for all students, faculty, & staff. Reconfiguring all campus spaces to provide social distancing. Vaccination services for

Purchasing, leasing, or renting additional instructional equipment and supplies (such as laboratory equipment or computers) to reduce the number of students sharing equipment or supplies during a single class period and to provide time for disinfection between uses.

Amount in (a)(1) institutional d...	Amount in (a)(2) dollars, if appli...	Amount in (a)(3) dollars, if appli...
\$ 168,713.75	\$ 0	\$ 0

Explanatory Notes

Lab kits and related materials for biology, environmental science, education, and chemistry students learning online and support distance learning.

Purchasing faculty and staff training in online instruction; or paying additional funds to staff who are providing training in addition to their regular job responsibilities.

Amount in (a)(1) institutional d...	Amount in (a)(2) dollars, if appli...	Amount in (a)(3) dollars, if appli...
\$ 0	\$ 0	\$ 0

Explanatory Notes

N/A

Purchasing, leasing, or renting additional equipment or software to enable distance learning, or upgrading campus wi-fi access or extending open networks to parking lots or public spaces, etc.

Amount in (a)(1) institutional d...	Amount in (a)(2) dollars, if appli...	Amount in (a)(3) dollars, if appli...
\$ 141,463.75	\$ 0	\$ 0

Explanatory Notes

Purchase of IT hardware and software, Wi-Fi and internet updates, and other technological support for distance learning.

Implementing evidence-based practices to monitor and suppress coronavirus in accordance with public health guidelines.

Including funding to cover the cost of vaccine distribution.

Amount in (a)(1) institutional d...
\$ 0

Amount in (a)(2) dollars, if appli...
\$ 0

Amount in (a)(3) dollars, if appli...
\$ 0

Explanatory Notes

N/A

Conducting direct outreach to financial aid applicants about the opportunity to receive a financial aid adjustment due to the recent unemployment of a family member or independent student, or other circumstances, described in section 479A of the Higher Education Act of 1965.

Amount in (a)(1) institutional d...
\$ 0

Amount in (a)(2) dollars, if appli...
\$ 0

Amount in (a)(3) dollars, if appli...
\$ 0

Explanatory Notes

N/A

Replacing lost revenue from all sources.

Please see the Department's HEERF Lost Revenue FAQs (March 19, 2021) for more information regarding what may be appropriately included in an estimate of lost revenue.

Amount in (a)(1) institutional d...
\$ 8,015,459.

Amount in (a)(2) dollars, if appli...
\$ 0

Amount in (a)(3) dollars, if appli...
\$ 0

Explanatory Notes

Replacing lost revenue associated with tuition, fees, room and board.

Other Uses of (a)(1) Institutional Portion funds.

Amount in (a)(1) institutional d...
\$ 0

Explanatory Notes
N/A

Other uses of (a)(2) or (a)(3) funds, if applicable.

Amount in (a)(2) dollars, if appli...	Amount in (a)(3) dollars, if appli...
\$ 0	\$ 0

Explanatory Notes

Annual Institutional Expenditures for each Program

Amount in (a)(1) institutional d...	Amount in (a)(2) dollars, if appli...	Amount in (a)(3) dollars, if appli...
\$10,065,669.41	\$0.00	\$0.00

Total of Institutional Annual Expenditures

Amount in all institutional dollars
\$10,065,669.41

Lost Revenue

- c) Estimate how much of the lost revenue reported above came from revenue lost from each of the following sources:
These categories are the categories described in Question 3 of the HEERF Lost Revenue FAQs (March 19, 2021, available at <https://www2.ed.gov/about/offices/list/ope/heerflostrevenuefaqs.pdf>).

Academic Resources Estimated Amount \$ 0	Unpaid student accounts receivable or other student account debts (including tuition, fees, and institutional charges)	Room and board Estimated Amount \$ 0	Enrollment declines, including reduced tuition, fees, and institutional charges Estimated Amount \$ 3,823,431	Supported research Estimated Amount \$ 0
--	--	--	---	--

Estimated Amount
\$ 0

Summer terms and camps

Estimated Amount
\$ 0

Auxiliary services sources

Estimated Amount
\$ 4,192,028

Cancelled ancillary events

Estimated Amount
\$ 0

Disruption of food service

Estimated Amount
\$ 0

Dormitory services

Estimated Amount
\$ 0

Childcare services

Estimated Amount
\$ 0

Use of facilities or venues, including external events such as weddings, receptions, or conferences (other than facilities associated with sectarian instruction or religious worship)

Estimated Amount
\$ 0

Bookstore revenue

Estimated Amount
\$ 0

Parking revenue

Estimated Amount
\$ 0

Lease revenue

Estimated Amount
\$ 0

Royalties

Estimated Amount
\$ 0

Other operating revenue

Estimated Amount
\$ 0

Total (a)(1) lost revenue funds

\$ 8,015,459.

Total (a)(2) lost revenue funds

\$ 0

Total (a)(3) lost revenue funds

\$ 0

TOTAL LOST REVENUE HEERF

\$8,015,459.00

*Estimated amounts need
to sum to amounts
reported in 9b*

Enrollment - Academic

- 10) Provide the unduplicated count of students who were enrolled at least once as a degree/certificate seeking student within the reporting period and their enrollment status at the end reporting period. The three statuses (completed, withdrawn, and still enrolled) need to add up to the total number of students enrolled.

Calendar year 2021: Enrollment status for all degree/certificate seeking students



- a) Complete the following table for the applicable reporting period

Item	Number of degree/certificate seeking students	Number of degree/certificate seeking students who completed a program at your institution during the reporting period	Number degree/cert seeking stu who did n complete d the repor period but still enrolle your institu (i.e., las enrollme record at th of the repo period is n withdraw re
Academic level UNDERGRADUATE STUDENTS <i>For students in both undergraduate and graduate categories, classify as a graduate student</i>	Number 5,127	Number 1,056	Number 3,924
Academic level GRADUATE STUDENTS <i>For students in both undergraduate and graduate categories, classify as a graduate student</i>	Number 1,802	Number 739	Number 1,021

Pell grant status (undergraduates only) ⓘ PELL GRANT RECIPIENTS <i>Designate the student as a Pell grant recipient if the student was a Pell grant recipient at any time within the applicable reporting period</i>	Number	Number	Number
Pell grant status (undergraduates only) ⓘ NON-PELL GRANT RECIPIENTS <i>Designate the student as a Pell grant recipient if the student was a Pell grant recipient at any time within the applicable reporting period</i>	Number	Number	Number
Enrollment intensity ⓘ PART-TIME <i>For students who had multiple enrollment intensities, classify as full-time</i>	Number	Number	Number
Enrollment intensity ⓘ FULL-TIME <i>For students who had multiple enrollment intensities, classify as full-time</i>	Number	Number	Number

Calendar year 2020: Enrollment status for all degree/certificate seeking students ⓘ



b) Complete the following table

This table provides a historical comparison point for the current reporting period and since it is historical information it does not have to be updated on an annual basis. Institutions should submit responses in the early 2022 data collection process. However, if institutions need more time, they can submit responses in the early 2023 data collection process

Item	Number of degree/certificate seeking students enrolled during the calendar year	Number of degree/certificate seeking students who completed a program at your institution during the calendar year	Number degree/cert seeking stu who did n complet calendar ye were still en at your insti (i.e., las enrollme record at th of the cale year is no withdraw re
Academic level ⓘ UNDERGRADUATE STUDENTS <i>For students in both undergraduate and graduate categories, classify as a graduate student</i>	Number	Number	Number
Academic level ⓘ GRADUATE STUDENTS <i>For students in both undergraduate and graduate categories, classify as a graduate student</i>	Number	Number	Number
Pell grant status (undergraduates only) ⓘ PELL GRANT RECIPIENTS <i>Designate the student as a Pell grant recipient if the student was a Pell grant recipient at any time within the applicable reporting period</i>	Number	Number	Number

Pell grant status (undergraduates only) ⓘ NON-PELL GRANT RECIPIENTS <i>Designate the student as a Pell grant recipient if the student was a Pell grant recipient at any time within the applicable reporting period</i>	Number	Number	Number
Enrollment intensity ⓘ PART-TIME <i>For students who had multiple enrollment intensities, classify as full-time</i>	Number	Number	Number
Enrollment intensity ⓘ FULL-TIME <i>For students who had multiple enrollment intensities, classify as full-time</i>	Number	Number	Number

Calendar year 2019: Enrollment status for all degree/certificate seeking students ⓘ

c) Complete the following table

This table provides a historical comparison point for the current reporting period and since it is historical information it does not have to be updated on an annual basis. Institutions should submit responses in the early 2022 data collection process. However, if institutions need more time, they can submit responses in the early 2023 data collection process

Item	Number of degree/certificate seeking students enrolled during the calendar year	Number of degree/certificate seeking students who completed a program at your institution during the calendar year	Number degree/cert seeking stu who did n complet calendar ye were still en at your insti (i.e., las enrollme record at th of the cale year is no withdraw re
Academic level ⓘ UNDERGRADUATE STUDENTS <i>For students in both undergraduate and graduate categories, classify as a graduate student</i>	Number	Number	Number
Academic level ⓘ GRADUATE STUDENTS <i>For students in both undergraduate and graduate categories, classify as a graduate student</i>	Number	Number	Number
Pell grant status (undergraduates only) ⓘ PELL GRANT RECIPIENTS <i>Designate the student as a Pell grant recipient if the student was a Pell grant recipient at any time within the applicable reporting period</i>	Number	Number	Number

Pell grant status (undergraduates only) ⓘ NON-PELL GRANT RECIPIENTS <i>Designate the student as a Pell grant recipient if the student was a Pell grant recipient at any time within the applicable reporting period</i>	Number	Number	Number
Enrollment intensity ⓘ PART-TIME <i>For students who had multiple enrollment intensities, classify as full-time</i>	Number	Number	Number
Enrollment intensity ⓘ FULL-TIME <i>For students who had multiple enrollment intensities, classify as full-time</i>	Number	Number	Number

Enrollment - Race

- 10) Provide the unduplicated count of students who were enrolled at least once as a degree/certificate seeking student within the reporting period and their enrollment status at the end reporting period. The three statuses (completed, withdrawn, and still enrolled) need to add up to the total number of students enrolled.

Calendar year 2021: Enrollment status for all degree/certificate seeking students

- a) Complete the following table for the applicable reporting period

Item	Number of degree/certificate seeking students	Number of degree/certificate seeking students who completed a program at your institution during the reporting period	Number degree/certificate seeking students who did not complete during the report period but were still enrolled at the end of the reporting period (i.e., last enrollment record at the end of the reporting period is not a withdrawal record)
Race/ethnicity (IPEDS categories) ⓘ AMERICAN INDIAN OR ALASKA NATIVE	Number	Number	Number
Race/ethnicity (IPEDS categories) ⓘ ASIAN	Number	Number	Number
Race/ethnicity (IPEDS categories) ⓘ BLACK OR AFRICAN AMERICAN	Number	Number	Number
Race/ethnicity (IPEDS categories) ⓘ HISPANIC/LATINO	Number	Number	Number
Race/ethnicity (IPEDS categories) ⓘ NATIVE HAWAIIAN OR OTHER PACIFIC ISLANDER	Number	Number	Number

Race/ethnicity (IPEDS categories) ⓘ WHITE	Number	Number	Number
Race/ethnicity (IPEDS categories) ⓘ TWO OR MORE RACES	Number	Number	Number
Race/ethnicity (IPEDS categories) ⓘ RACE/ETHNICITY UNKNOWN	Number	Number	Number
Race/ethnicity (IPEDS categories) ⓘ NONRESIDENT ALIEN	Number	Number	Number

Calendar year 2020: Enrollment status for all degree/certificate seeking students ⓘ



b) Complete the following table

This table provides a historical comparison point for the current reporting period and since it is historical information it does not have to be updated on an annual basis. Institutions should submit responses in the early 2022 data collection process. However, if institutions need more time, they can submit responses in the early 2023 data collection process

Item	Number of degree/certificate seeking students enrolled during the calendar year	Number of degree/certificate seeking students who completed a program at your institution during the calendar year	Number degree/certificate seeking students who did not complete calendar year were still enrolled at your institution (i.e., last enrollment record at the end of the calendar year is not a withdrawal record)
Race/ethnicity (IPEDS categories) ⓘ AMERICAN INDIAN OR ALASKA NATIVE	Number	Number	Number
Race/ethnicity (IPEDS categories) ⓘ ASIAN	Number	Number	Number
Race/ethnicity (IPEDS categories) ⓘ BLACK OR AFRICAN AMERICAN	Number	Number	Number
Race/ethnicity (IPEDS categories) ⓘ HISPANIC/LATINO	Number	Number	Number
Race/ethnicity (IPEDS categories) ⓘ NATIVE HAWAIIAN OR OTHER PACIFIC ISLANDER	Number	Number	Number
Race/ethnicity (IPEDS categories) ⓘ WHITE	Number	Number	Number

Race/ethnicity (IPEDS categories) ⓘ TWO OR MORE RACES	Number	Number	Number
Race/ethnicity (IPEDS categories) ⓘ RACE/ETHNICITY UNKNOWN	Number	Number	Number
Race/ethnicity (IPEDS categories) ⓘ NONRESIDENT ALIEN	Number	Number	Number

Calendar year 2019: Enrollment status for all degree/certificate seeking students ⓘ

c) **Complete the following table**

This table provides a historical comparison point for the current reporting period and since it is historical information it does not have to be updated on an annual basis. Institutions should submit responses in the early 2022 data collection process. However, if institutions need more time, they can submit responses in the early 2023 data collection process

Item	Number of degree/certificate seeking students enrolled during the calendar year	Number of degree/certificate seeking students who completed a program at your institution during the calendar year	Number degree/certificate seeking students who did not complete calendar year were still enrolled at your institution (i.e., last enrollment record at the of the calendar year is no withdraw re
------	---	--	---

Race/ethnicity (IPEDS categories) ⓘ

**AMERICAN
INDIAN OR
ALASKA NATIVE**

Number

Number

Number

Race/ethnicity (IPEDS categories) ⓘ

ASIAN

Number

Number

Number

Race/ethnicity (IPEDS categories) ⓘ

**BLACK OR
AFRICAN
AMERICAN**

Number

Number

Number

Race/ethnicity (IPEDS categories) ⓘ

HISPANIC/LATINO

Number

Number

Number

Race/ethnicity (IPEDS categories) ⓘ

**NATIVE
HAWAIIAN OR
OTHER PACIFIC
ISLANDER**

Number

Number

Number

Race/ethnicity (IPEDS categories) ⓘ

WHITE

Number

Number

Number

Race/ethnicity (IPEDS categories) ⓘ

**TWO OR MORE
RACES**

Number

Number

Number

Race/ethnicity (IPEDS categories) ⓘ

**RACE/ETHNICITY
UNKNOWN**

Number

Number

Number

Race/ethnicity (IPEDS categories) ⓘ

**NONRESIDENT
ALIEN**

Number

Number



Number

Enrollment - Gender/Age

- 10) Provide the unduplicated count of students who were enrolled at least once as a degree/certificate seeking student within the reporting period and their enrollment status at the end reporting period. The three statuses (completed, withdrawn, and still enrolled) need to add up to the total number of students enrolled.

Calendar year 2021: Enrollment status for all degree/certificate seeking students

- a) Complete the following table for the applicable reporting period

Item	Number of degree/certificate seeking students	Number of degree/certificate seeking students who completed a program at your institution during the reporting period	Number of degree/certificate seeking students who did not complete during the reporting period but were still enrolled at your institution (i.e., last enrollment record at the end of the reporting period is not a withdrawal record)
Gender (IPEDS categories)			
 WOMEN	Number	Number	Number
Gender (IPEDS categories)			
 MEN	Number	Number	Number

Age (IPEDS categories) ⓘ

AGES 25 AND OLDER

Number

Number

Number

Age (IPEDS categories) ⓘ

AGES 24 AND YOUNGER

Number

Number

Number

Age (IPEDS categories) ⓘ

AGE NOT AVAILABLE IN ADMINISTRATIVE RECORDS (E.G., IPEDS, FAFSA, ETC.)

Number

Number

Number

Calendar year 2020: Enrollment status for all degree/certificate seeking students ⓘ**b) Complete the following table**

This table provides a historical comparison point for the current reporting period and since it is historical information it does not have to be updated on an annual basis. Institutions should submit responses in the early 2022 data collection process. However, if institutions need more time, they can submit responses in the early 2023 data collection process

Item	Number of degree/certificate seeking students enrolled during the calendar year	Number of degree/certificate seeking students who completed a program at your institution during the calendar year	Number of degree/certificate seeking students who did not complete calendar year were still enrolled at your institution (i.e., last enrollment record at the of the calendar year is not withdraw record)
------	---	--	--

Gender (IPEDS categories)



WOMEN

Number

Number

Number

Gender (IPEDS categories)



MEN

Number

Number

Number

Age (IPEDS categories)

AGES 25 AND
OLDER

Number

Number

Number

Age (IPEDS categories)

AGES 24 AND
YOUNGER

Number

Number

Number

Age (IPEDS categories)

AGE NOT
AVAILABLE IN
ADMINISTRATIVE
RECORDS (E.G.,
IPEDS, FAFSA,
ETC.)

Number

Number






Number

Calendar year 2019: Enrollment status for all degree/certificate seeking students



c) Complete the following table

This table provides a historical comparison point for the current reporting period and since it is historical information it does not have to be updated on an annual basis. Institutions should submit responses in the early 2022 data collection process. However, if institutions need more time, they can submit responses in the early 2023 data collection process

Item	Number of degree/certificate seeking students enrolled during the calendar year	Number of degree/certificate seeking students who completed a program at your institution during the calendar year	Number of degree/certificate seeking students who did not complete calendar year were still enrolled at your institution (i.e., last enrollment record at the end of the calendar year is not a withdrawal record)
Gender (IPEDS categories) 			
WOMEN	Number	Number	Number
Gender (IPEDS categories) 			
MEN	Number	Number	Number
Age (IPEDS categories) 			
AGES 25 AND OLDER	Number	Number	Number
Age (IPEDS categories) 			
AGES 24 AND YOUNGER	Number	Number	Number
Age (IPEDS categories) 			
AGE NOT AVAILABLE IN ADMINISTRATIVE RECORDS (E.G., IPEDS, FAFSA, ETC.)	Number	Number	Number



FTE Positions

- 11) Provide the number of full-time equivalent (FTE) positions as of the listed reporting dates by IPEDS categories. (The number of FTE positions includes all staff regardless of whether the position is funded by Federal, State, local, or other funds—including instructional and non-instructional staff and contractors—and equals the sum of the number of full-time positions plus the full-time equivalent of the number of part-time positions).

Instructional Staff

An occupational category that is comprised of staff who are either: 1) Primarily Instruction or 2) Instruction combined with research and/or public service. The intent of the Instructional Staff category is to include all individuals whose primary occupation includes instruction at the institution.

a) Full-time equivalent (FTE) positions as of November 1, 2018	b) Full-time equivalent (FTE) positions as of November 1, 2019	c) Full-time equivalent (FTE) positions as of November 1, 2020
399	415	379

- d) Full-time equivalent (FTE) positions as of November 1, 2021
383

Non-Instructional Staff

a) Full-time equivalent (FTE) positions as of November 1, 2018	b) Full-time equivalent (FTE) positions as of November 1, 2019	c) Full-time equivalent (FTE) positions as of November 1, 2020
492	483	420

- d) Full-time equivalent (FTE) positions as of November 1, 2021
407

Accreditor Approval

- 12) Did your institution receive approval from your primary accreditor to offer distance education after the start of the national emergency?

- a) Did your institution receive temporary approval from your primary accreditor to offer distance education? Yes No
- b) Did your institution receive permanent approval from your primary accreditor to offer distance education? Yes No
- c) Provide the name of your institution's primary accreditor that provided temporary and/or permanent approval
- d) Are you accredited by an agency that does not have distance education within its scope of recognition and therefore relied on COVID-19 flexibilities to offer distance education? Yes No